

The State of Louisiana

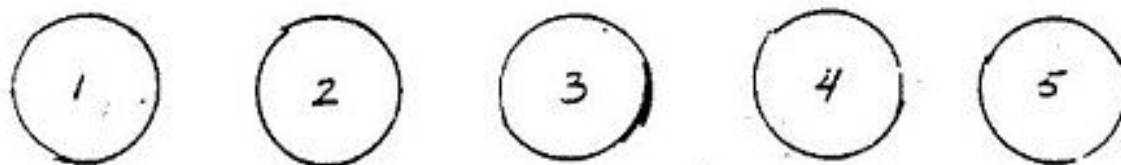
Literacy Test (This test may be given to anyone who cannot prove a fifth grade education.)

Directions:

Do what you are told to do in each statement, nothing more, nothing less. Be careful, as one wrong answer denotes failure of the test. You have ten (10) minutes to complete the test.

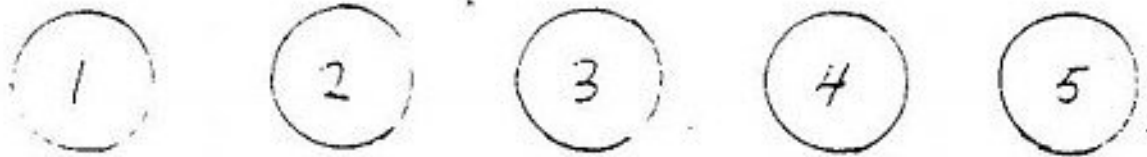
1. Draw a line around the number or letter of this sentence.
2. Draw a line under the last word of this line.
3. Cross out the longest word in this line.
4. Draw a line around the shortest word in this line.
5. Circle the first, first letter of the alphabet in this line.
6. In the space below, draw three circles, one inside (engulfed by) the other.

7. Above the letter "x" make a small cross.
8. Draw a line through the letter below that comes earliest in the alphabet.
Z V S D A K M P H B T Y C
9. Draw a line through the two letters below that come last in the alphabet.
Z V B D N K I P H S T Y C
10. In the first circle below write the last letter of the first word beginning with "L".



11. Cross out the number not necessary when making the number below one million.
10000000
12. In the line below, cross out each number that is more than 20 but less than 30.
25 21 16 48 23 53 47 22 37 98 26 20

13. Draw a line from circle 2 to circle 5 that will pass below circle 3 and above circle 4.



14. Draw a line under the first letter after "h" and draw a line through the second letter after "j".

a b c d e f g h i j k l m n o p q r s t u v w x y z

15. In the space below write the word "noise" backwards and place a dot over what would be the second letter should it have been written forward.

16. Draw a triangle with a blackened circle that overlaps its left corner.

17. Look at the line of numbers below and place on the blank the number that should come next.

2 4 8 16 _

18. Look at the line of number below and place on the blank the number that should come next.

3 6 9 _ 15

19. Draw in the space below a square with a triangle in it and within that some triangle draw a circle with a black dot in it.

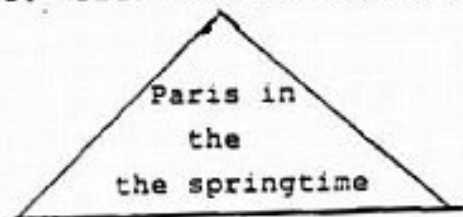
20. Spell backwards, forwards.

21. Print the word "vote" upside down but in correct order.

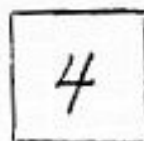
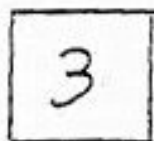

22. Place a cross over the tenth letter in this line, a line under the first space in this sentence, and circle the last the in the second line of this sentence.
23. Draw a figure that is square in shape. Divide it in half by drawing a straight line from its northeast corner to its southwest corner and then divide it once more by drawing a broken line from the middle of its western side to the middle of its eastern side.

24. Print a word that looks the same whether it is printed forwards or backwards.

25. Write down on the line provided what you read in the triangle.



26. In the third square below write the second letter of the fourth word.



27. Write right from the left to the right as you see it spelled here.

28. Divide a vertical line in two equal parts by bisecting it with a curved horizontal line that is straight at the point of bisection of the vertical.

29. Write every other word in the first line and print every third word in the same line, but capitalize the fifth word that you write.

30. Draw five circles that have one common interlocking part.